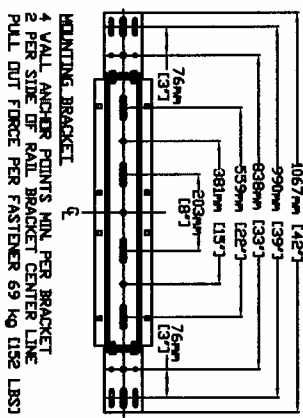


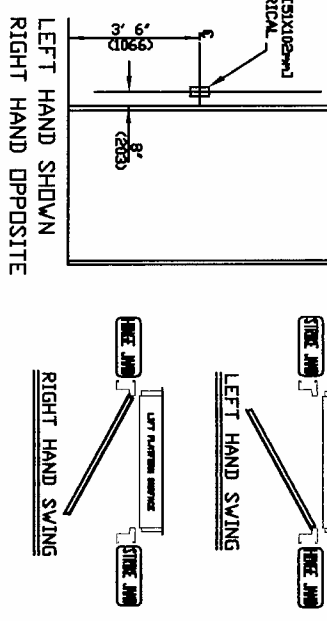
2 MOUNTING POSITIONS  
CENTER OR SIDE



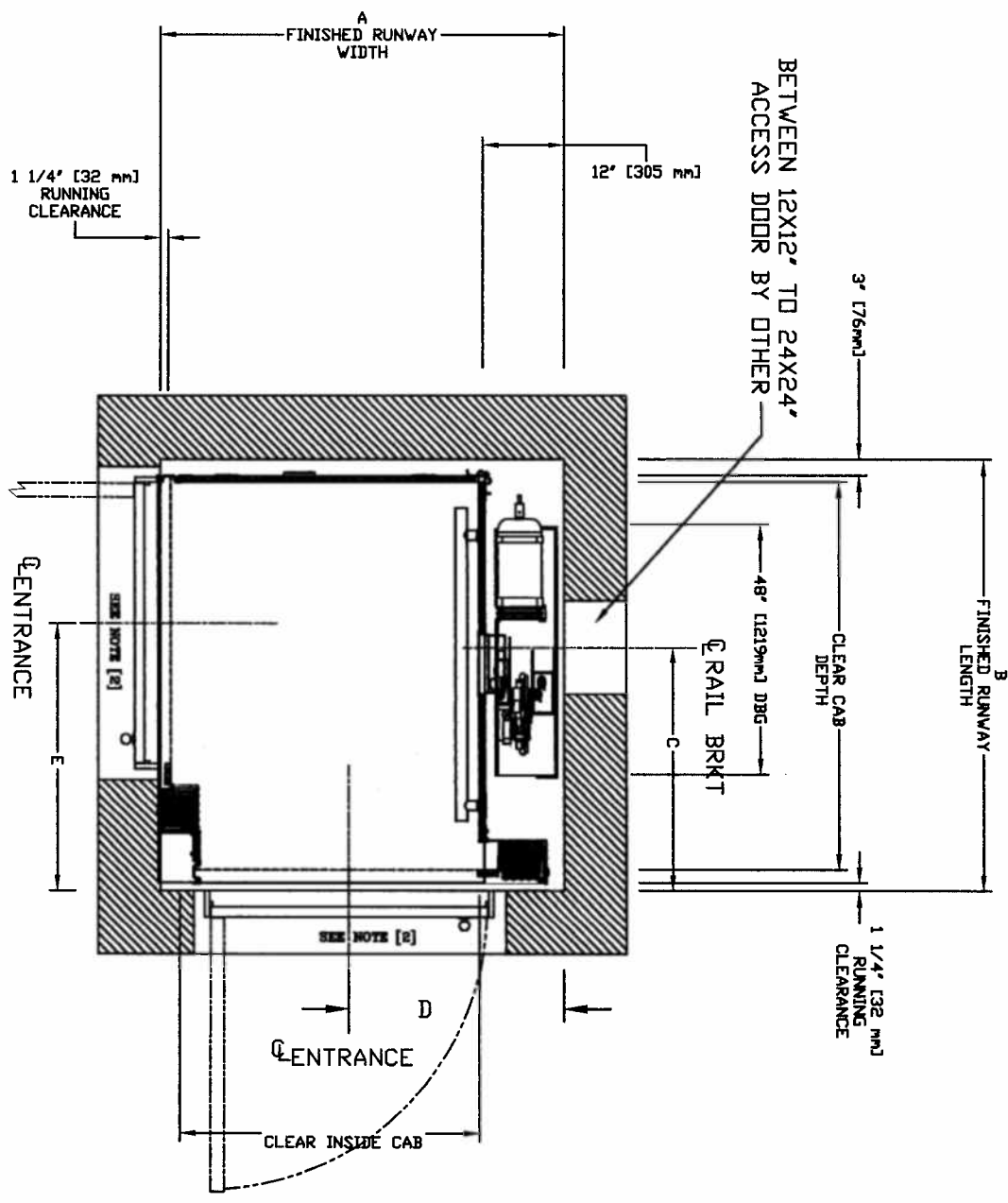
FINAL RAIL BRACKET RB3	BELOW THE MOTOR CONSULT YOUR REPRESENTATIVE FOR EXACT LOCATION
INTERMEDIATE RAIL BRACKET RB2	30" (813mm) INTERVALS AFTER 2nd BOTTOM BRACKET
BOTTOM RAIL BRACKET RB1	44" (1118mm) & 7" (180MM) ABOVE PIT FLOOR

4 WALL ANCHOR POINTS MIN. PER BRACKET  
2 PER SIDE OF RAIL BRACKET CENTER LINE  
PULL OUT FORCE PER FASTENER 69 kg (152 LBS)

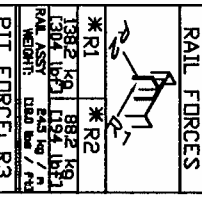
HALL BUTTON NEEDED AT ALL FLOORS



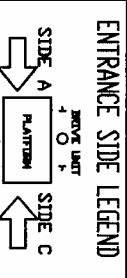
CLEAR INSIDE CAB WIDTH	CLEAR INSIDE CAB LENGTH	FINISHED RUNWAY WIDTH		FINISHED RUNWAY LENGTH		RAIL CENTER LINE		DOOR CENTER LINE		DOOR CENTER LINE			
		mm	Inches	mm	Inches	mm	Inches	mm	Inches	mm	Inches		
914	36	1219	48	1403	55 1/4	1441	56 3/4	787	31	781	30 3/4	876	34 1/2
914	36	1372	54	1403	55 1/4	1556	61 1/4	838	33	781	30 3/4	1029	40 1/2
914	36	1524	60	1403	55 1/4	1708	67 1/4	914	36	781	30 3/4	1181	46 1/2
1016	40	1372	54	1505	59 1/4	1556	61 1/4	838	33	883	34 3/4	1029	40 1/2



RAIL FORCES



PIT FLOOR TO SUPPORT LOAD (INCLUDES IMPACT)  
2909 kg  
(6400 lbs)



RESIDENTIAL ELEVATOR  
GEARLESS TYPE 3

CUSTOMER: \_\_\_\_\_ PROJECT: \_\_\_\_\_ DATE: \_\_\_\_\_  
 PROJECT: \_\_\_\_\_ REVISION: \_\_\_\_\_ DATE: \_\_\_\_\_  
 LOCATION: \_\_\_\_\_ DRAWN BY: \_\_\_\_\_  
 THE INFORMATION DISCLOSED HEREIN IS THE EXCLUSIVE PROPERTY OF Savaria.  
 AND MAY NOT BE USED BY OTHERS WITHOUT PRIOR WRITTEN CONSENT.  
 1/1